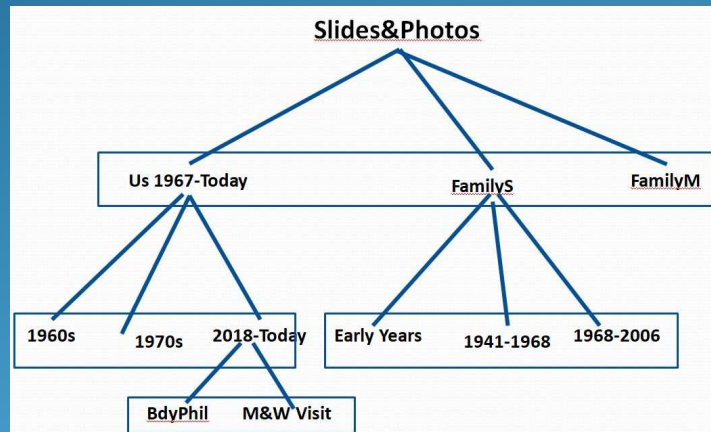




Pictures



Collecting & Organizing




In the Journal 2018-07 Organizing Pictures

▼ Us 1967-Today

- > 1960s
- > 1970s
- > 1980s
- > 1990s
- > 2000s
- > 2010s
- > 2018-Today
- Boat
- Brick
- Cars
- Comparisons
- House
- PhilHeadShots
- PJSDonnaBdy
- TwoOfUs

Camera – History



18th Century
Pin Hole Camera



1839



Late 1800s



1900 Kodak Brownie



1939



1959



1965 Poloroid
8/26/2019



1986

Windows (File) Explorer



1995 **DIGITAL**

My first one in 2002

It's all about Pixels

Digital Photography –History

- 1969 Charge-Coupled Device (CCD) semiconductor invented
- 1973 Fairchild Semiconductor releases the first Image-capturing CCD at .01 Megapixels (100 x 100)
 - (A modern 10 Megapixel camera has 1000 times the density)
- 1986 Kodak develops the first Megapixel sensor
 - (Current cameras have 20+ Megapixels)
- 1988 JPEG standard developed (Joint Photographic Experts Group)
 - Lossy Compression
 - Compression Ratio is Adjustable



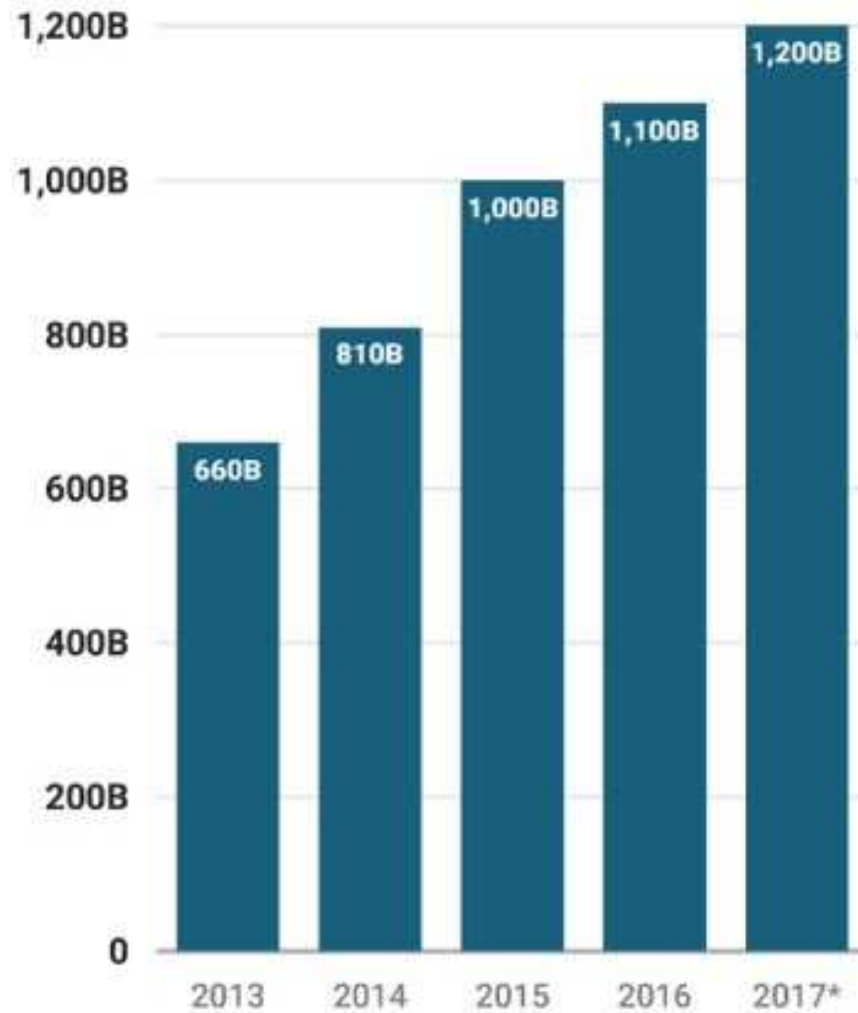
Digital Pictures are Computer Files

- Basic Organizational Tool is File Explorer
 - Create a folder Infrastructure to store the Pictures
 - Move (or Copy) Pictures among folders
- Many Picture File Types (nnnnnnnn.xxx)
 - .jpg, (.jpe, .jpeg)
 - .png, .bmp, .gif, .raw, .tiff, .pcx, ...
 - File Format Converters
 - PixConverter, Pixillion
- Picture Viewers (Imaging Software)
 - Microsoft Photos, Google Photos, Photo Gallery, Faststone, Picasa



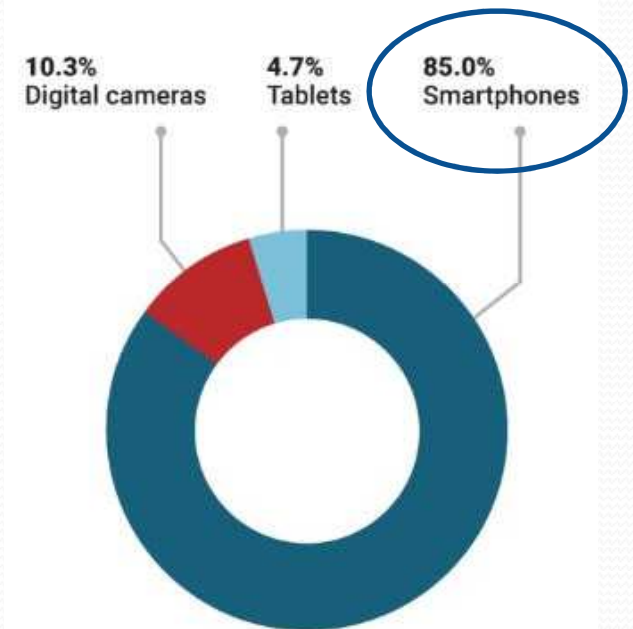
Photography Statistics

Number of digital photos taken worldwide*



SOURCE: InfoTrends via Bitkom * Estimates

Devices used in 2017



statista | BUSINESS INSIDER

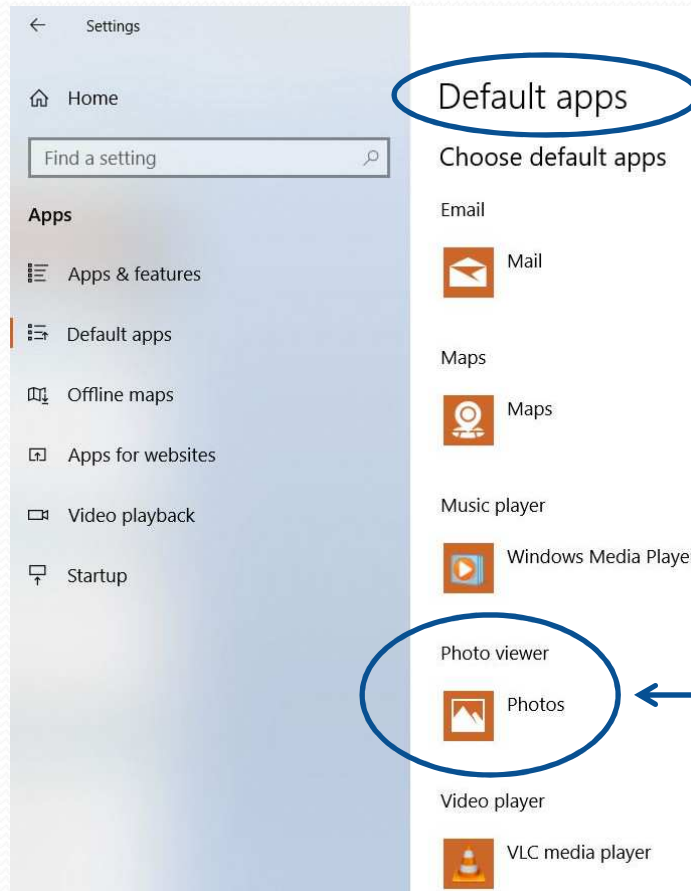
Phone-Photo Statistics*

- Average smartphone user takes 150 photos/month (5/day)
 - Under 25 years old – 250 photos/month
 - More recent estimate of users in the USA only - 20/day
- Apple phone users 185/month
- Android phone users 111/month (less expensive/capable devices)
- Male Android user takes the least at 90/month
- Average smartphone has 630 pictures on it (and 24 videos)
- Women take 47% more photos than men
- Men take 15% more videos than women

*Analysis by Magisto – 66,000 smartphone users worldwide (circa 2015)

Windows (by Default) Associates Pictures with “Photos” App

- Association can be changed in Settings – Apps – Default Apps

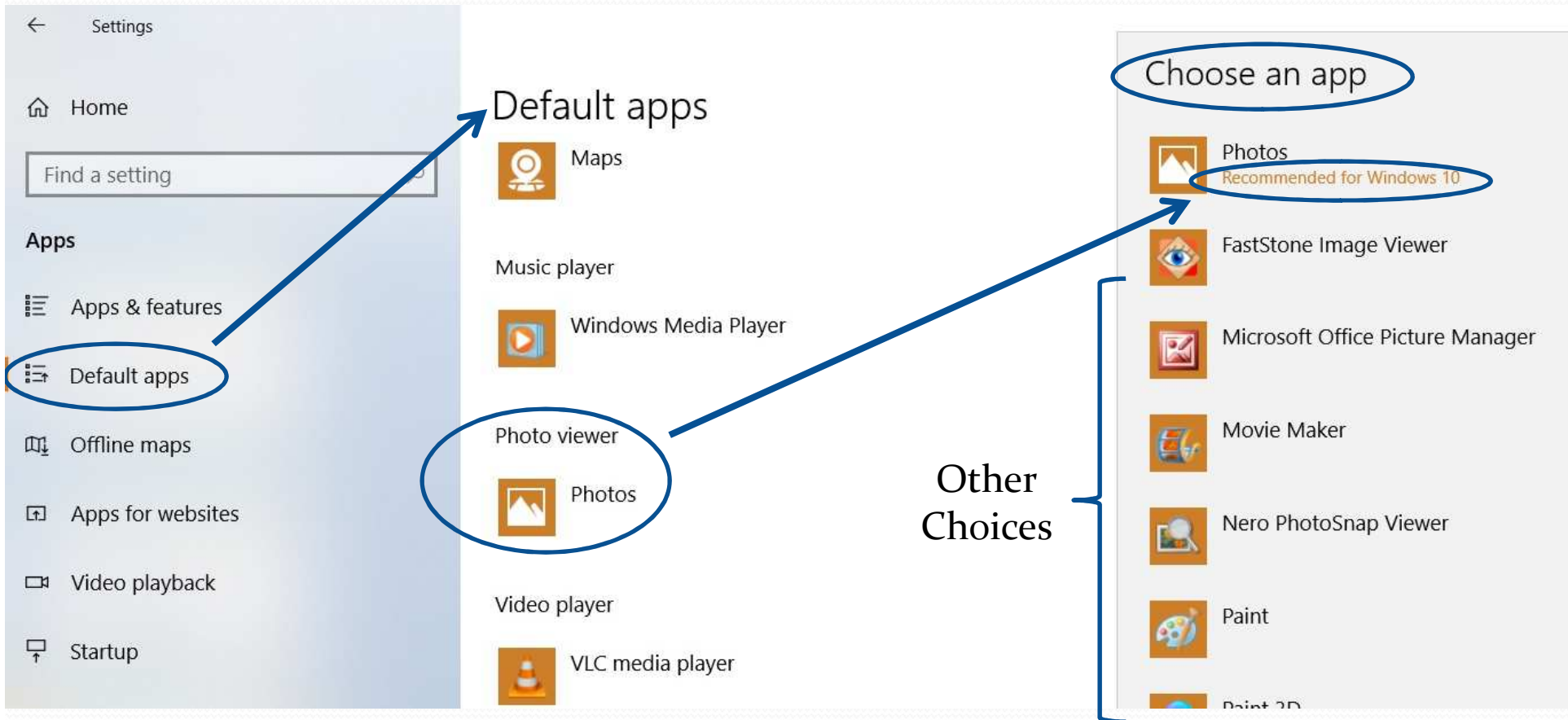


**Microsoft
“Photos”**
(not Google Photos)

Change Association



- Click the “Photos” photo viewer
- Click the App to Associate with Pictures



The screenshot illustrates the steps to change the default application for opening photos in Windows. It shows the Settings app with the 'Default apps' section selected. The 'Photo viewer' is currently set to 'Photos'. A list of 'Other Choices' is shown, including 'Photos' (Recommended for Windows 10), 'FastStone Image Viewer', 'Microsoft Office Picture Manager', 'Movie Maker', 'Nero PhotoSnap Viewer', 'Paint', and 'Paint 3D'.

Settings

Home

Find a setting

Apps

Apps & features

Default apps

Offline maps

Apps for websites

Video playback

Startup

Default apps

Maps

Music player

Windows Media Player

Photo viewer

Photos

Video player

VLC media player

Choose an app

Photos
Recommended for Windows 10

FastStone Image Viewer

Microsoft Office Picture Manager

Movie Maker

Nero PhotoSnap Viewer

Paint

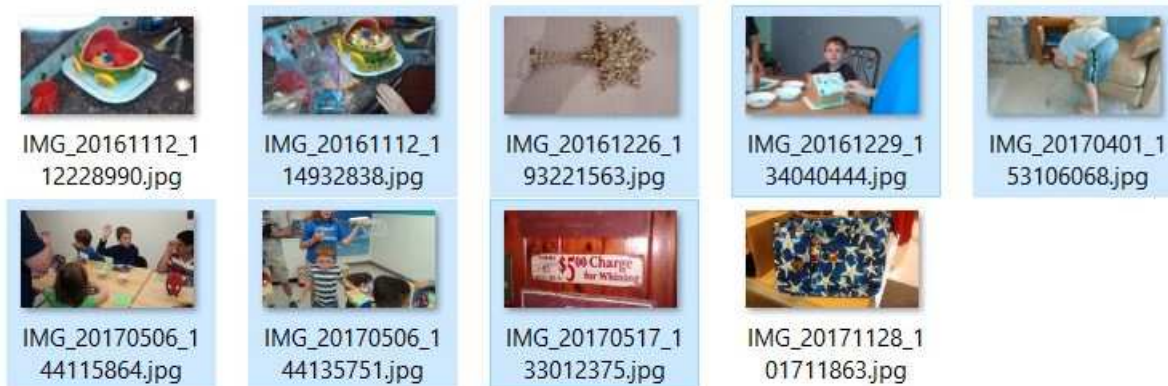
Paint 3D

Other Choices

Renaming Multiple Photos

- After photos are in the computer, find the folder
- Select all of the photos to be ReNamed
- Right-Click the first photo to be ReNamed, Select Rename
- Enter the new “group” name, then press Enter

Pictures
Selected



Names
Changed



How to Select Multiple Item

(for Move or Copy)

- **Contiguous Items**



- Select the first item
- Hold the Shift-key down, and select the last item

- **Non-Contiguous Items**



- Select the first item
- Hold down the Ctrl-key and select the second item
- Still holding down the Ctrl-key select all other items

Duplicate Pictures/Files

- Free {
- Ccleaner –Tools-Duplicate Finder (duplicate file names)
 - Duplicate File Remover (Microsoft App store)
 - Operation not quite obvious
 - Use File Explorer –Sort by:
 - Date Created, Date Taken, Date Modified
 - Size (look for files with exact sizes)
 - Clone Files Checker
 - Search Everything (Ninite.com or FileHippo.com)

- \$ {
- Duplicate Cleaner Pro ✓
 - Duplicate Sweeper
 - Duplicate Photo Finder and Remover
 - Duplicate Photos Fixer Pro
- by Digital Volcano \$29
(similar image detection)

- Form Good Habits –”Organize as you Go”

Sources of Pictures

- **Smartphones (2 Cameras)**

- Scenery or People
- Selfies

- **Camera**

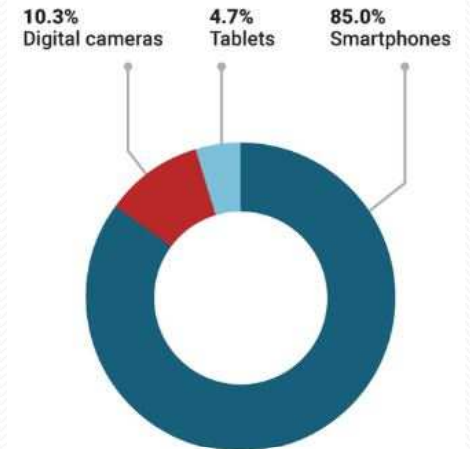
- DSLR (Digital Single Lens Reflex)
- Point & Shoot
- Super Zooms (50X)

- **Attachments to Email or Text**

- **Scanner (Pictures, Documents, Slides)**



Devices used in 2017



statista | BUSINESS INSIDER

To Organize a Picture Folder

Consider

Hierarchical

File

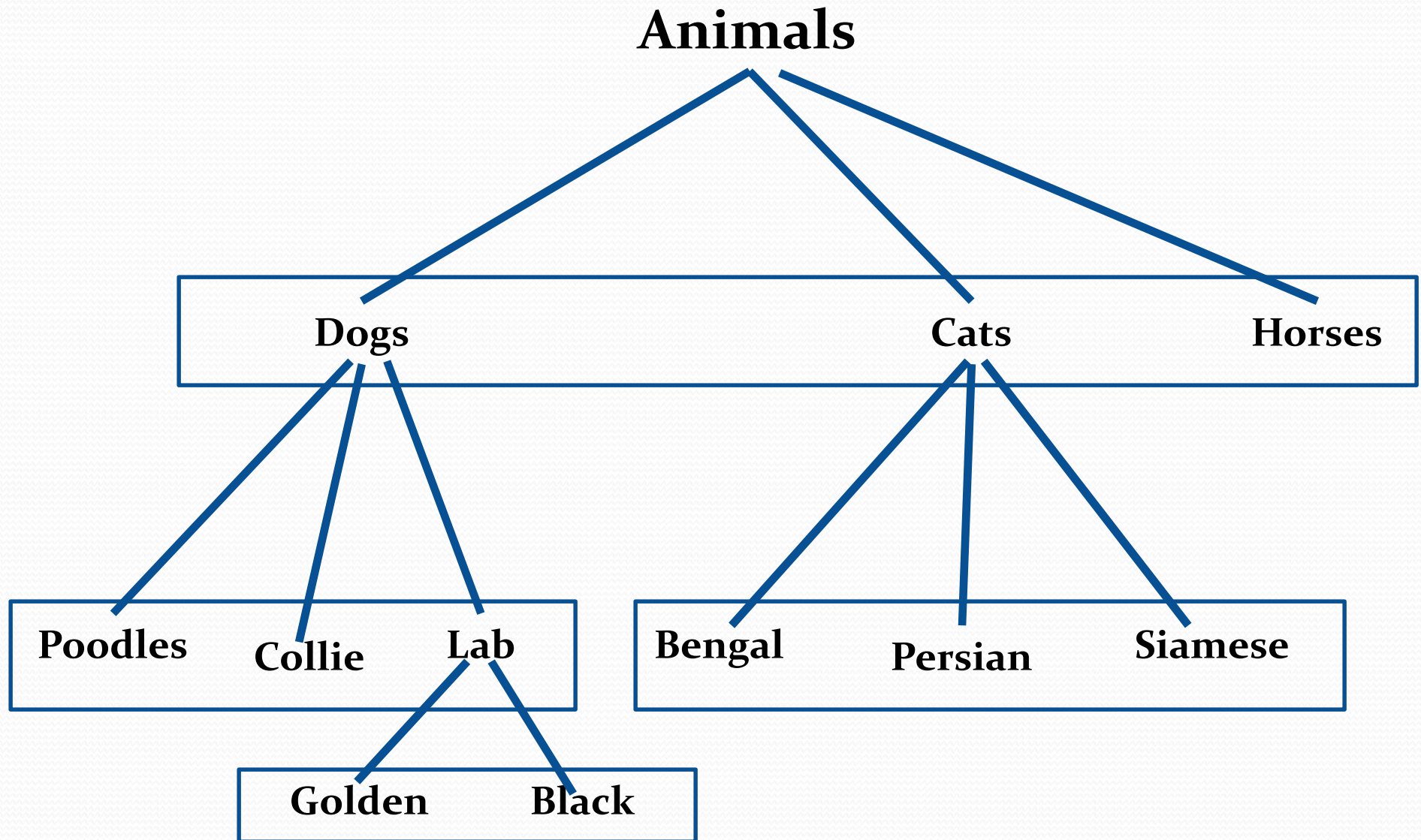
Organization



Windows (File) Explorer



Hierarchical Organization



Organize Your Pictures

✓ Chronological Folders

- 2000S
 - 2000
 - Trip to Las Vegas
 - Trip to San Francisco
 - 2001...
- 2010S
 - 2010
 - 2011...

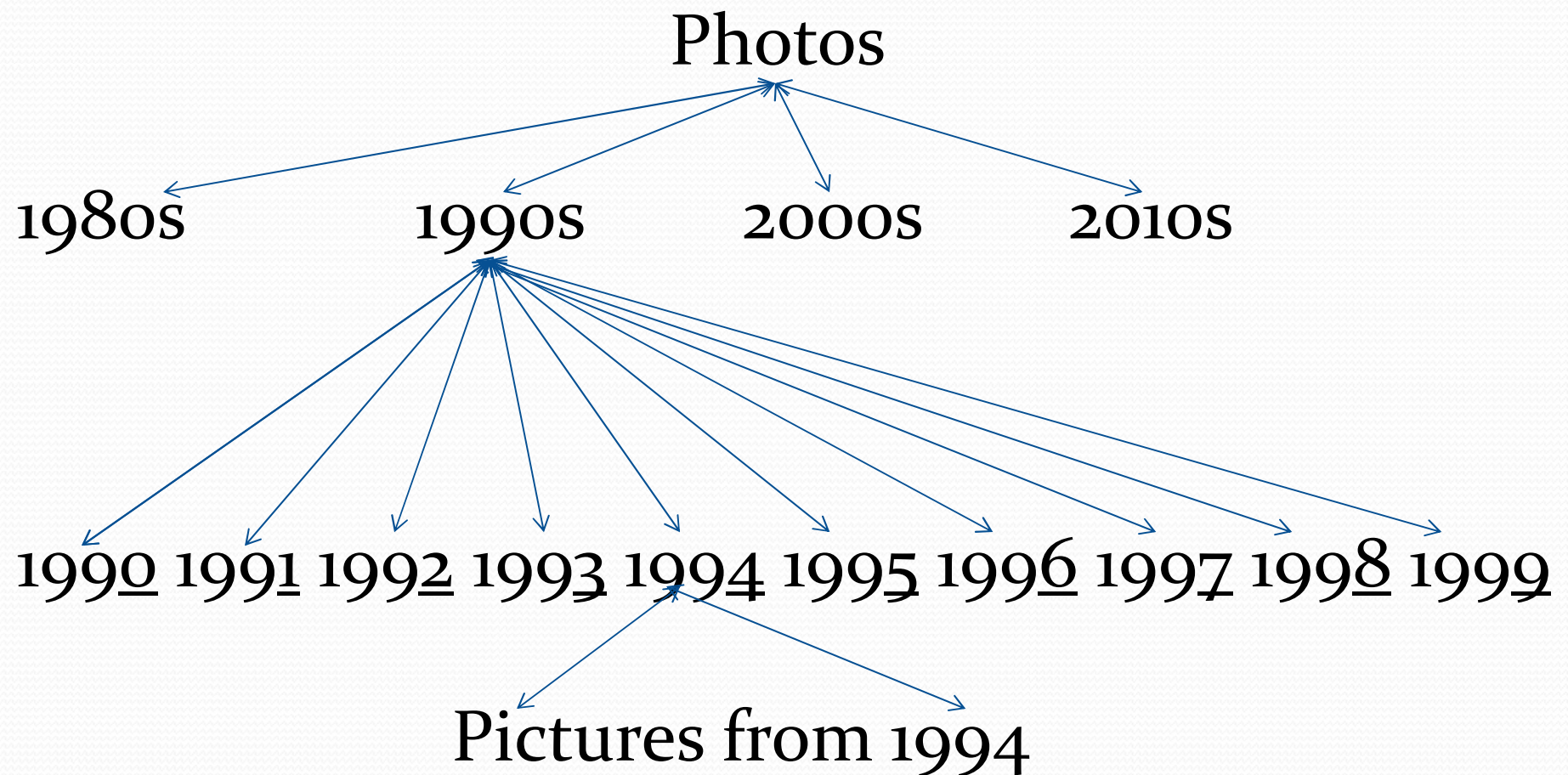
Event Folders

- Birthdays
 - Moms
 - 1992
 - 1993
 - Dads
- Anniversaries
 - 2001
 - 2002

Name each Picture → yyyy-mm-dd-Event01...

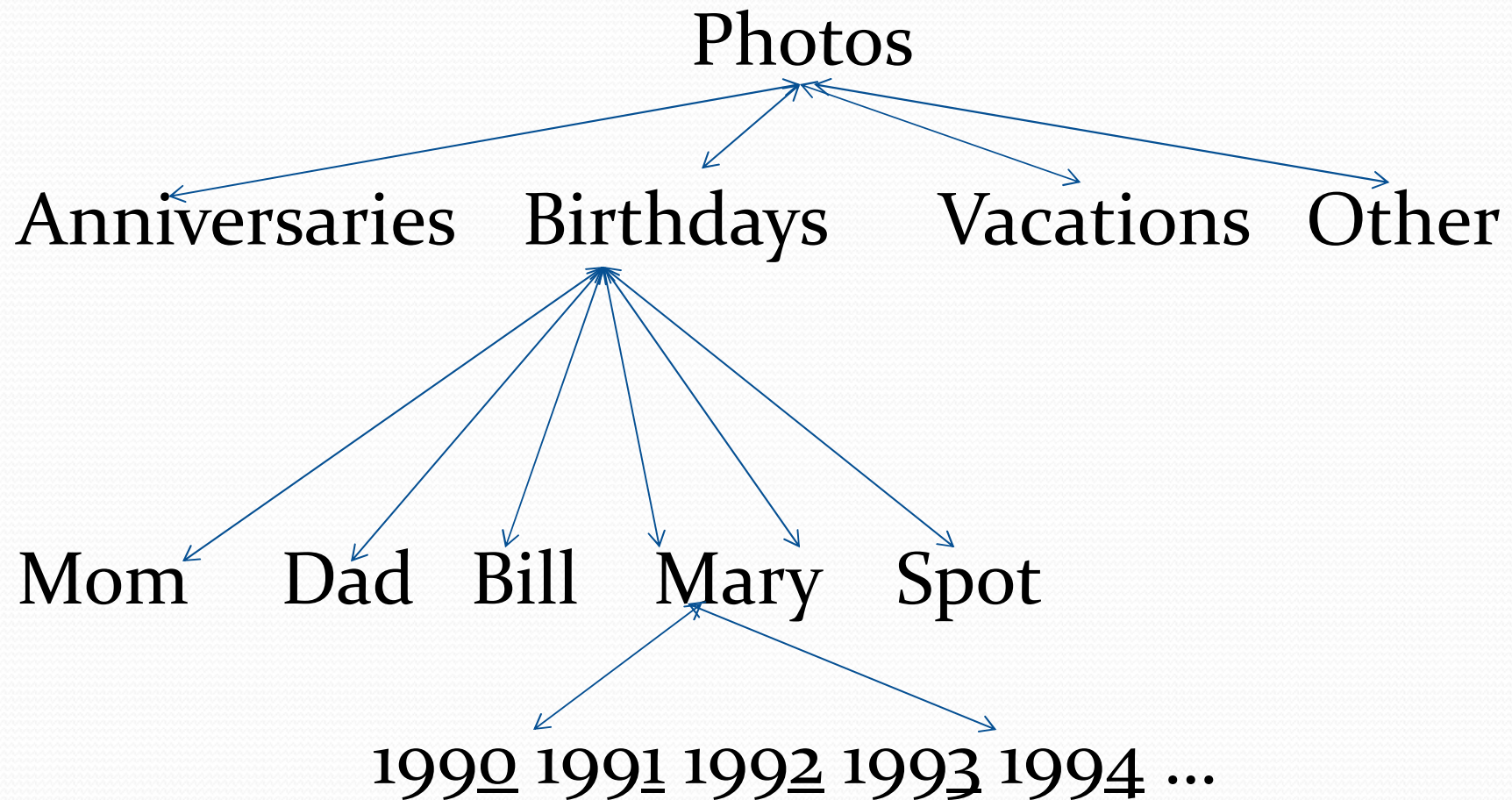
Pictures

Chronological Organization



Pictures

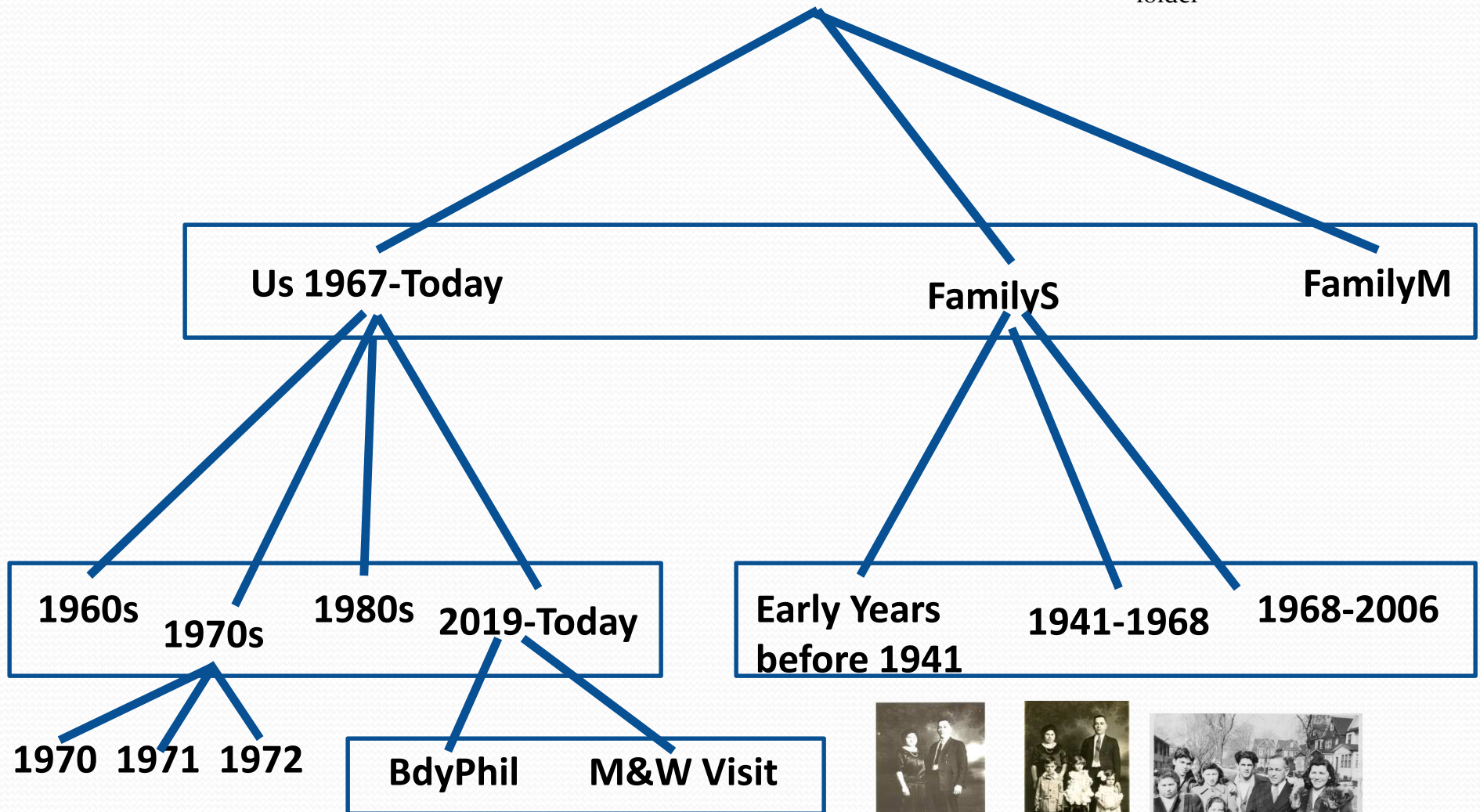
Event Organization



Pictures Hierarchical Organization

Slides&Photos

Not in
"Pictures"
folder

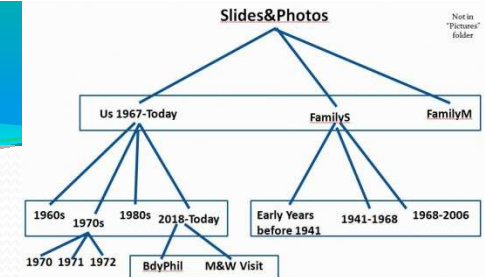


8/26/2019

Windows (File) Explorer



Organizing Pictures



Organizing Pictures



2018-03-21_M&
WVisit_0008a
(1).JPG



2018-03-21_M&
WVisit_0008a.JPG



2018-03-21_M&
WVisit_0009.JPG



2018-03-21_M&
WVisit_0009a.JPG



2018-03-21_M&
WVisit_0010
(4).JPG



2018-03-21_M&
WVisit173924611
.jpg



2018-03-21_M&
WVisit173928554
.jpg



2018-03-21_M&
WVisit173937012
.jpg



2018-03-22_M&
WVisit_0002.JPG



2018-03-22_M&
WVisit_0003.JPG



2018-03-22_M&
WVisit_0007.JPG



2018-03-22_M&
WVisit_0008.JPG



2018-03-22_M&
WVisit_0009.JPG



2018-03-22_M&
WVisit_0011.JPG



2018-03-22_M&
WVisit_0012.JPG


Ideas for Organizing Pictures

Create Folders for:

- Pets
- Homes
- Cars
- Boats
- Friends
- Projects
- Special Interest
- “The Two of Us”
- Comparisons



Don't forget to Backup Your Pictures



USB Cable



External or Portable



Backup Your Pictures

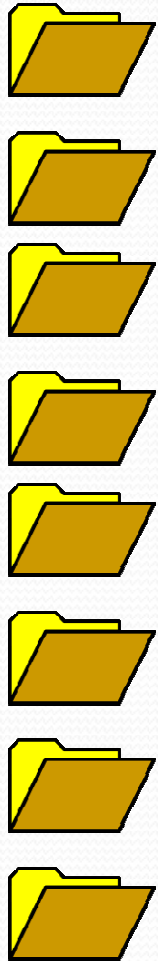
IT'S NOTHING TO BE
FRIGHTENED OF, IT'S JUST
NATURE'S WAY OF REMINDING
US TO BACK UP
OUR DATA.



© D. Fletcher for CloudTweaks.com

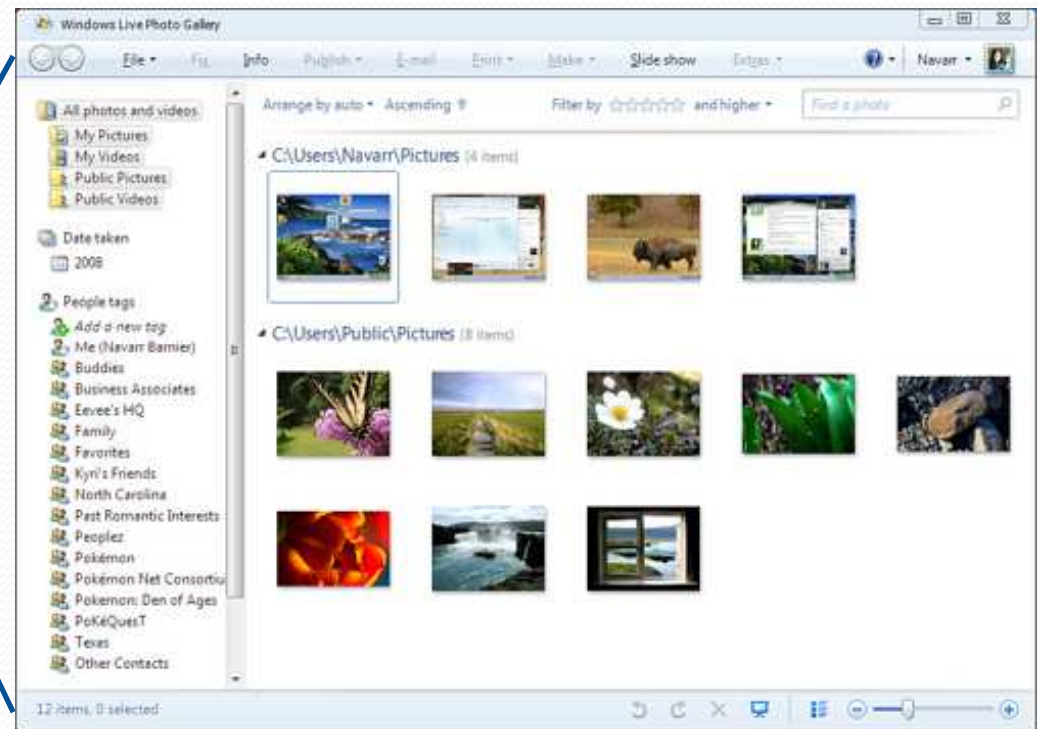
An Organized View of your Photos

Pictures



**Photo Viewer
Lens**

View of Photos in Pictures Folder



Different Presentation with Different Viewers



Android Smartphone Different Views with Different Viewers

Folders

Camera



Pictures



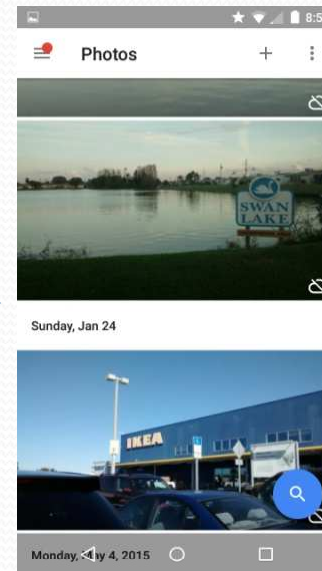
ScreenShots



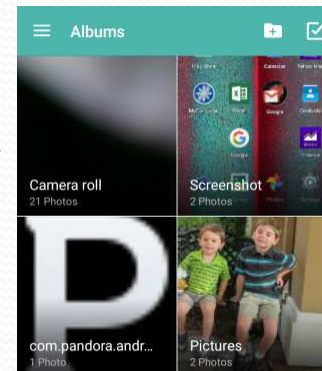
Photos



Gallery



Google Photos View



Gallery View





Or
Let a Cloud Service
like Google Photos
Organizing Your Pictures

Google Photos



- Free Photo Storage and Sharing Service (Launched 2015)
 - Unlimited Storage for Pictures 16 megapixels and Videos up to 1080p Resolution. (High Quality)
- Users can search for things in the photos
 - People, Places, or Things
- Over 500 Million Users
- Over 1.2 Billion photos uploaded daily
- Mobile Apps available for Android and iOS
- Sync with mobile device to automatically backup pictures

How to Get Your Pictures On to Your Computer

- **Smartphones**
 - **Android**
 - **Apple**
- **Camera**
 - **DSLR (Digital Single Lens Reflex)**
 - **Point & Shoot**
 - **Super Zooms (50X)**

From an Android Device

- Connect the phone to the computer using USB*
- Pull down the Notifications bar
- Tap “USB charging this device Tap for more options”
- Tap “Transfer files”
- Find your phone in “This PC” in File Explorer
- Open the phone
- Open “Internal shared storage”
- Open “DCIM” and then Open “Camera”
- Using drag & drop, move pictures to your “Pictures” folder
- For attachments, in Internal memory Open “Pictures” and move your pictures to your Pictures folder in This PC

* Note: Some USB cables are only for charging

If this doesn't work use Wi-Fi File Transfer

From Android Phone

Notification

Android System

USB charging this device
Tap for more options.

Tap

Use USB to

☒ Charge this device

Just charge this device

☐ Transfer files

Transfer files to another device

☐ Transfer photos (PTP)

Transfer photos or files if MTP is not supported (PTP)

☐ Use device as MIDI

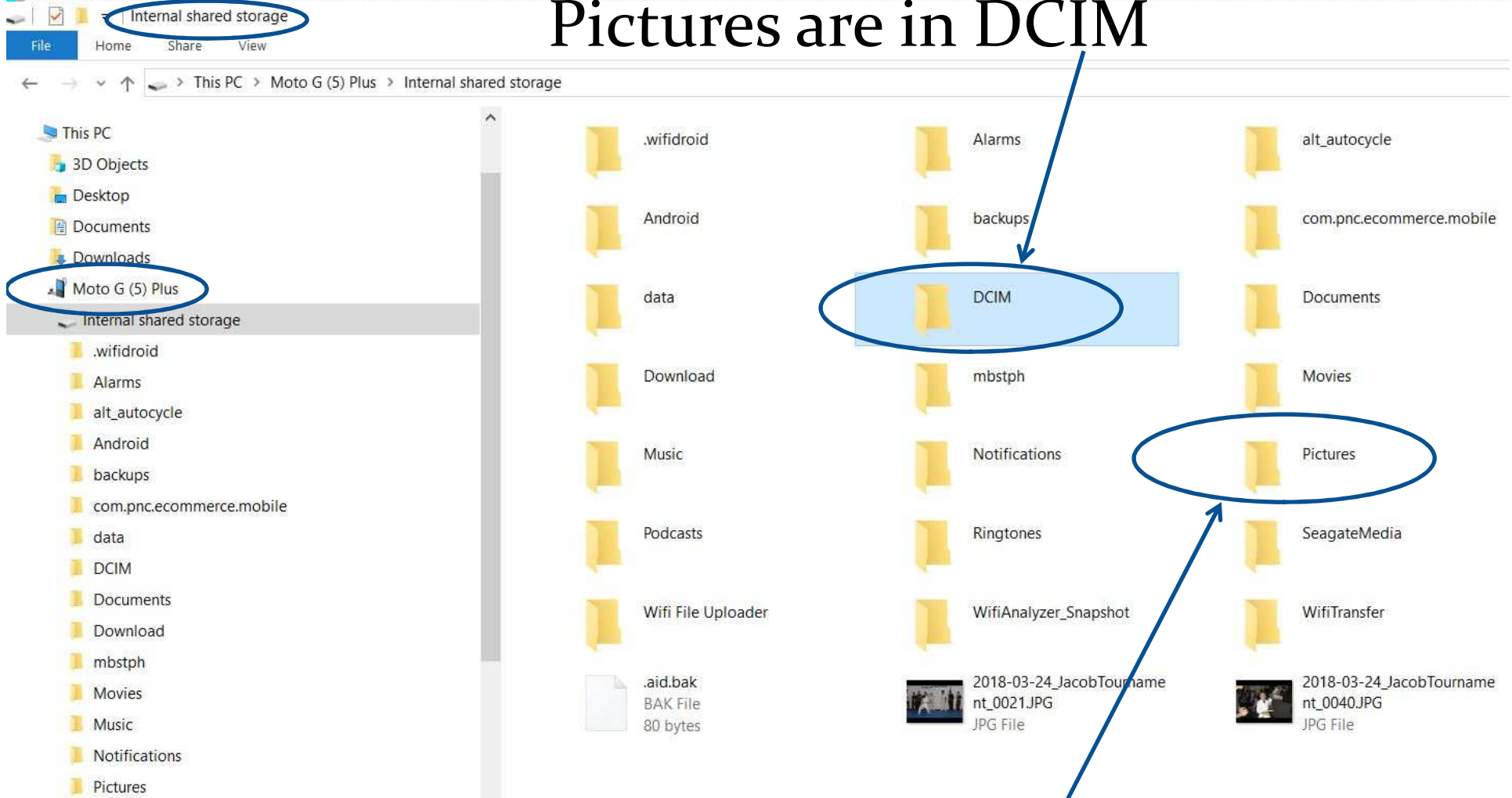
Use this device as MIDI

CANCEL

8/26/2019

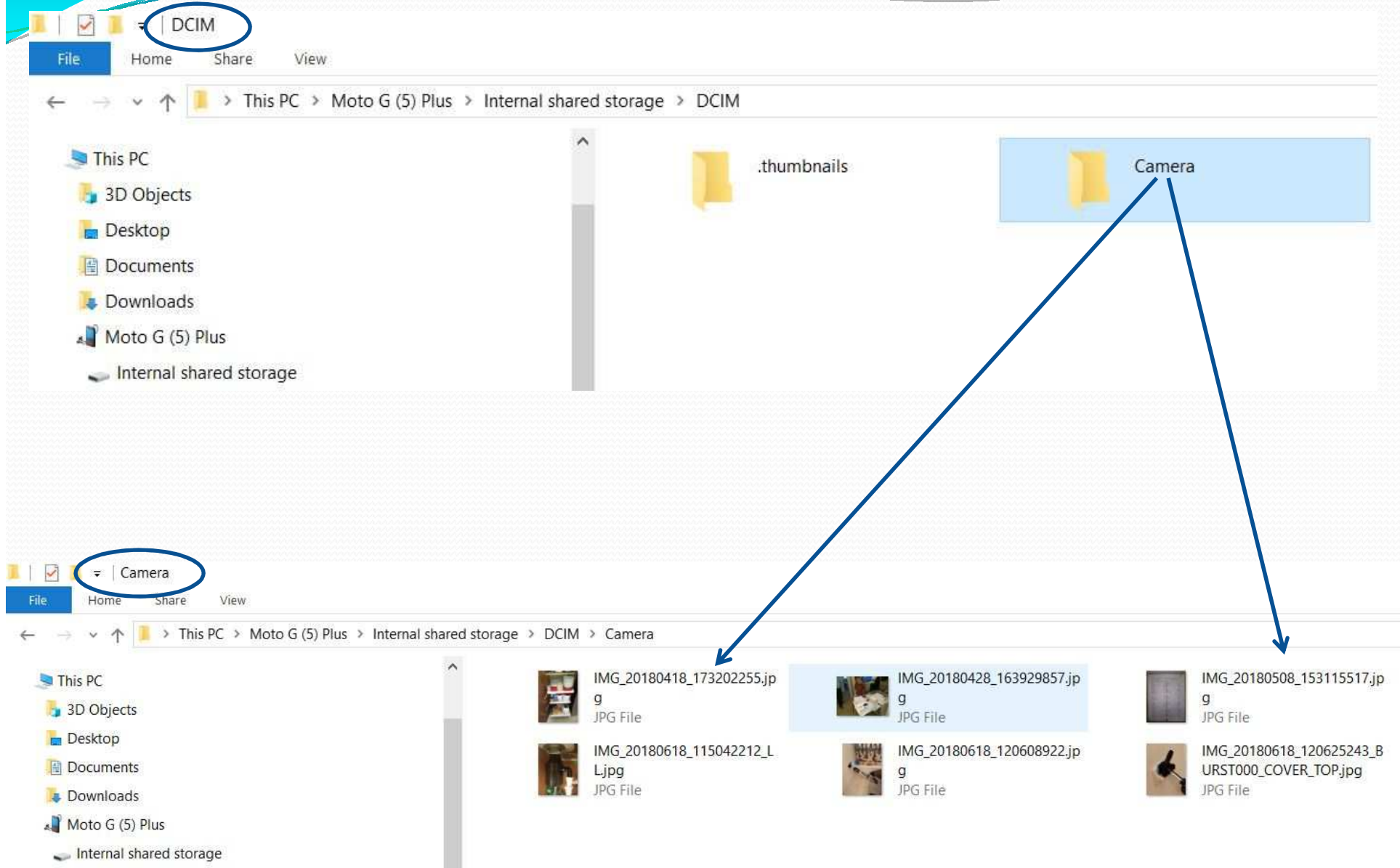
From Android Phone

Pictures are in DCIM

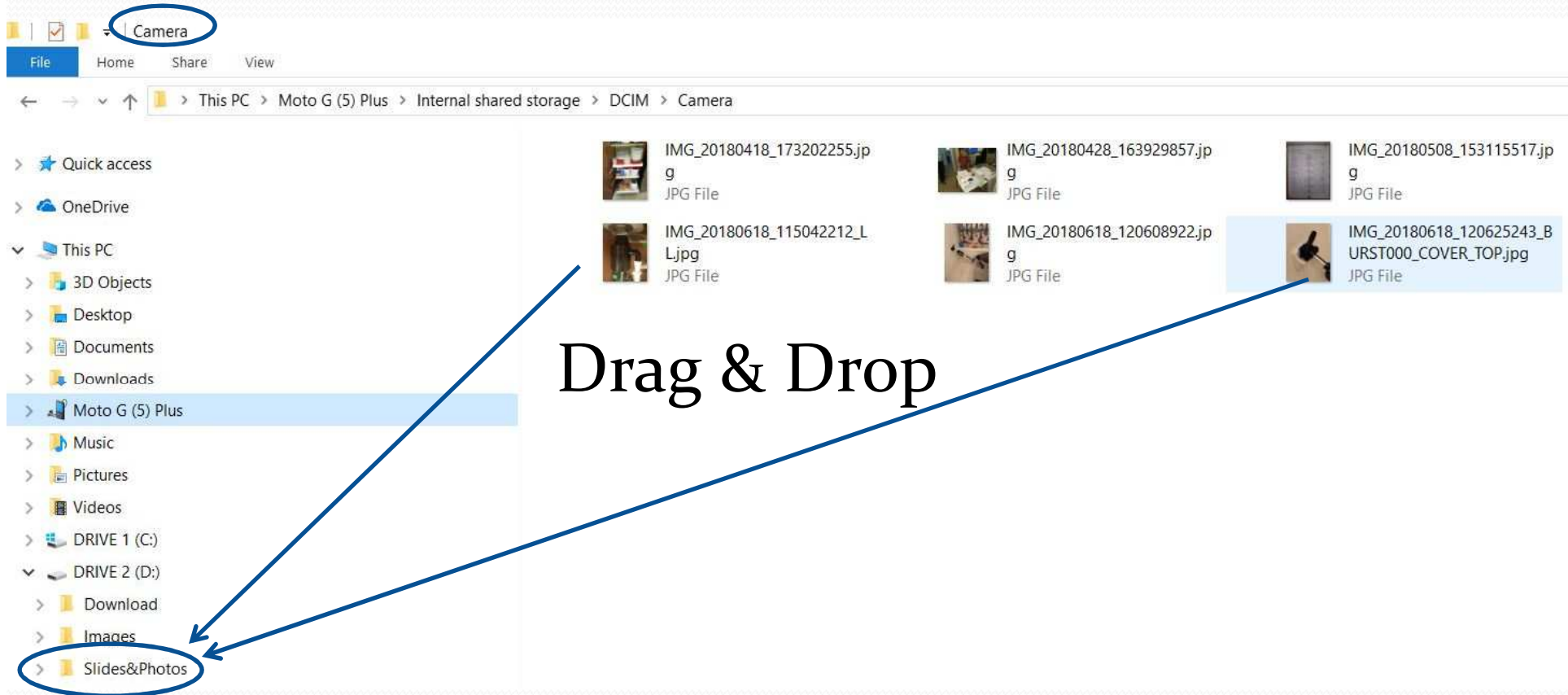


Attachments are in Pictures

From Android Phone



From Android Phone

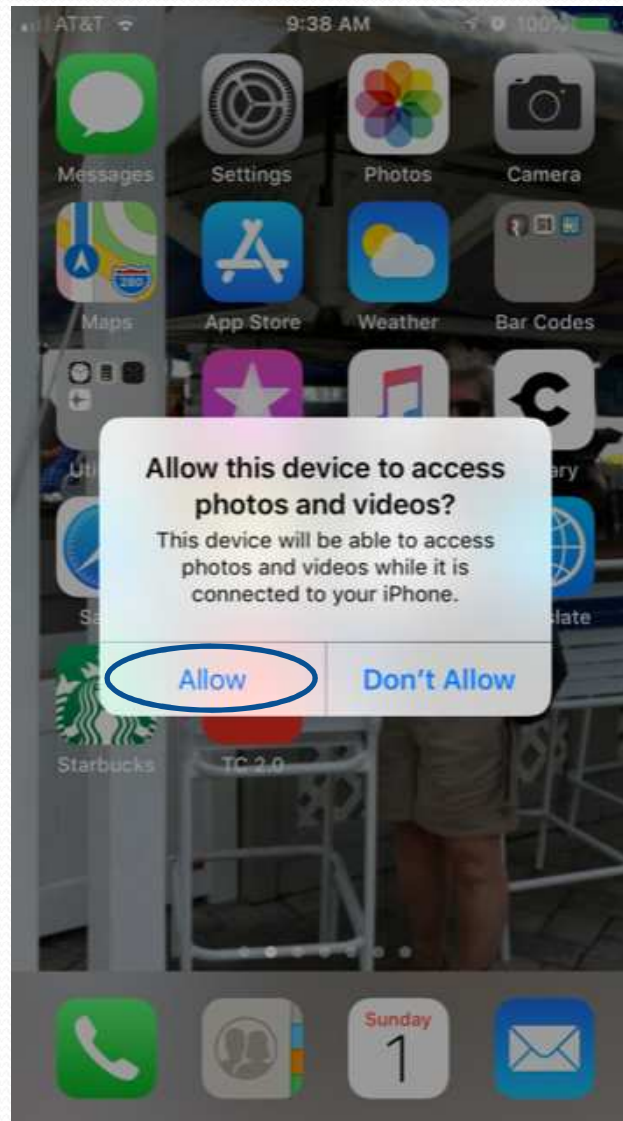


From an iPhone

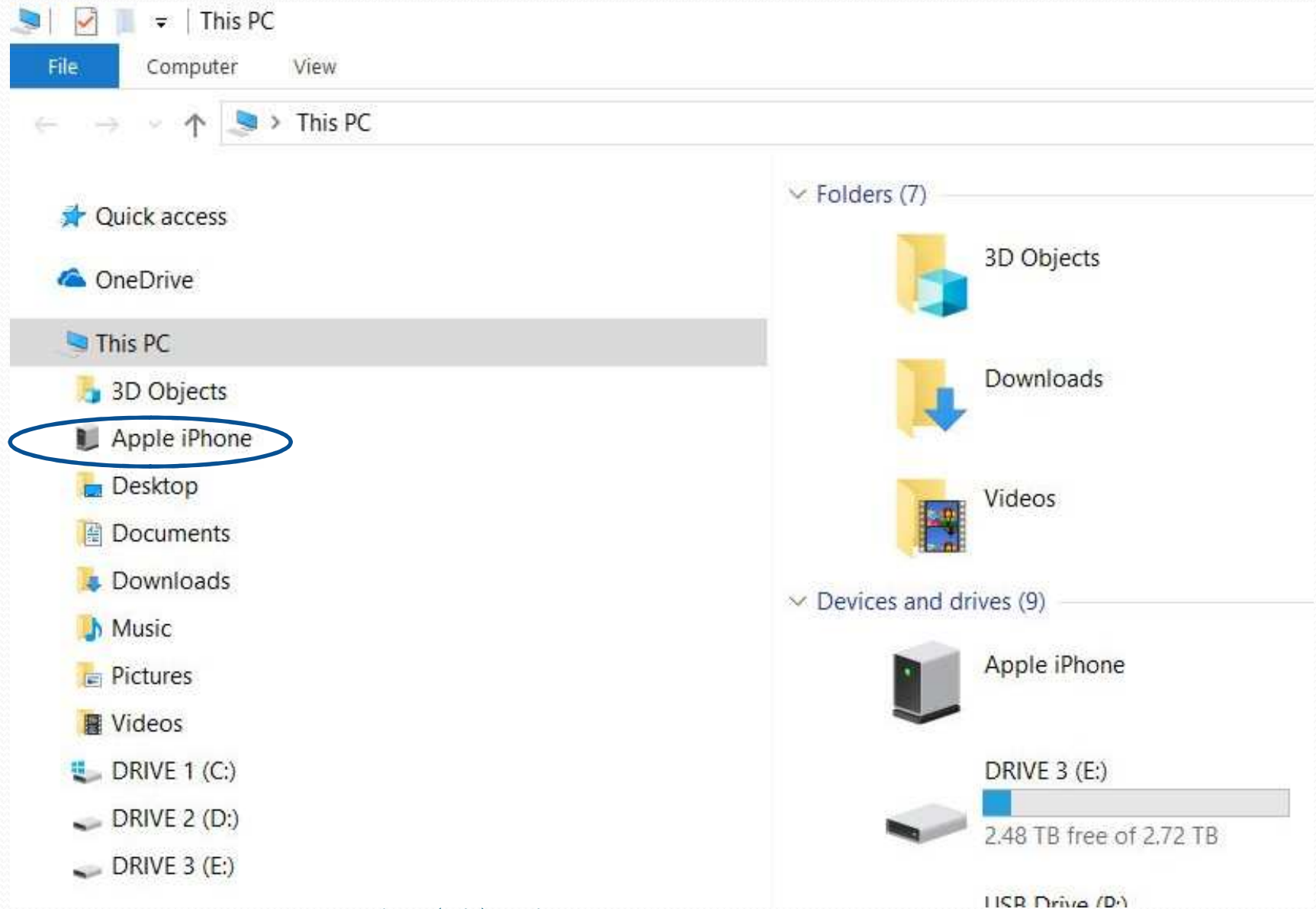
- Connect phone to computer using Apple interface
- Use File Explorer to move pictures to the computer
- -or-
- Use iTunes to move pictures to the computer

From an iPhone

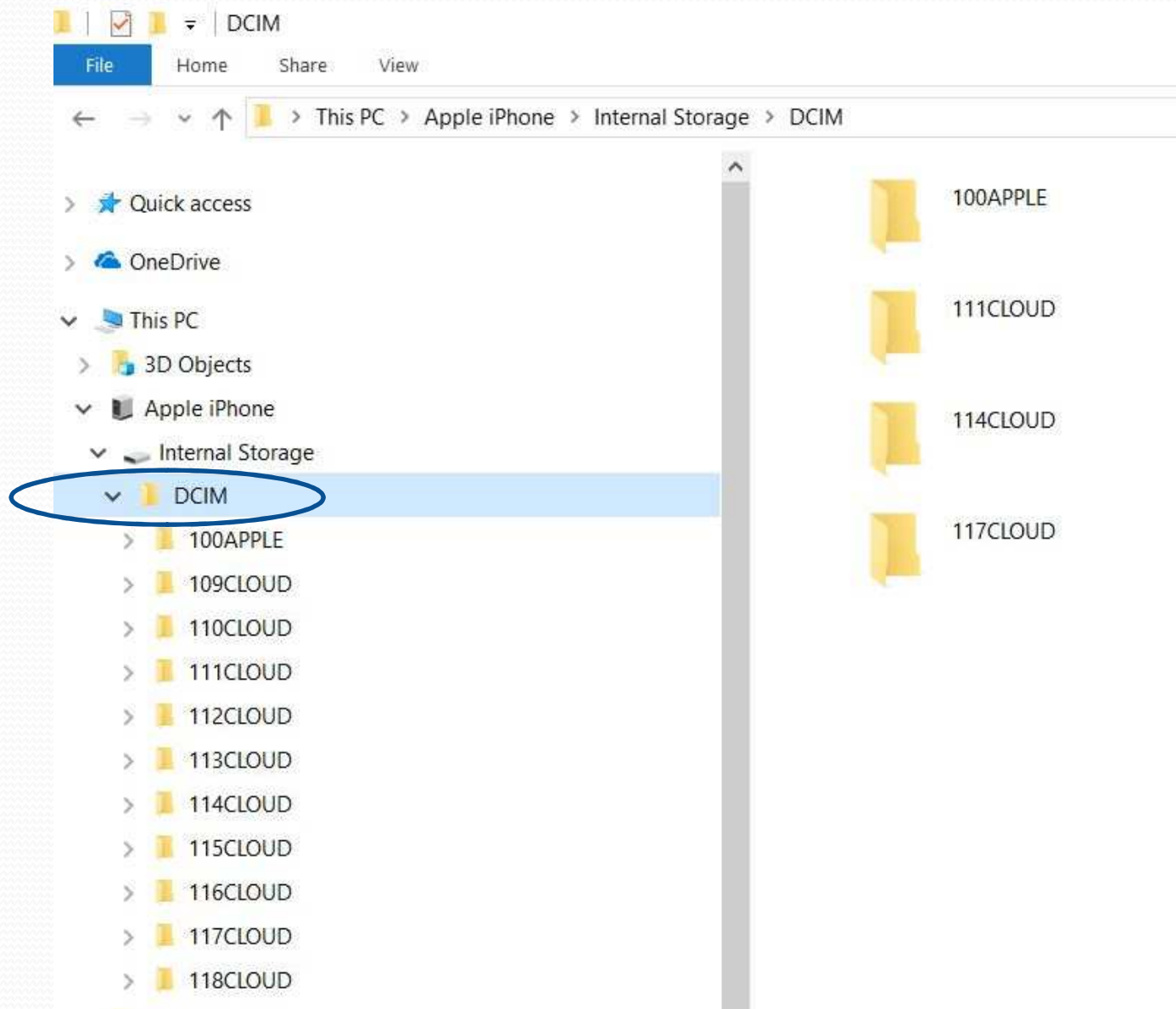
Connect phone
to computer



From an iPhone – File Explorer

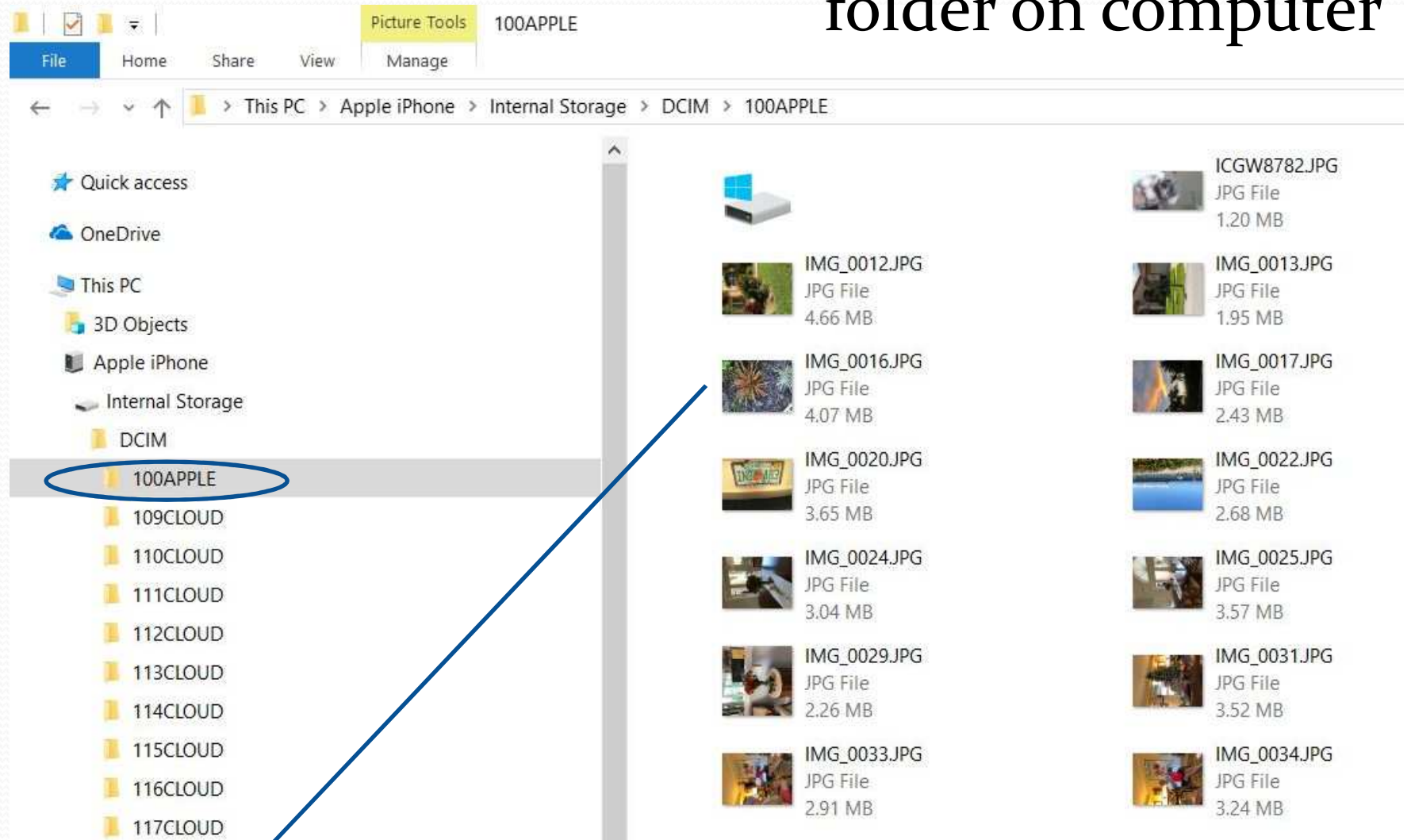


From an iPhone – File Explorer



From an iPhone – File Explorer

Drag & Drop to a folder on computer



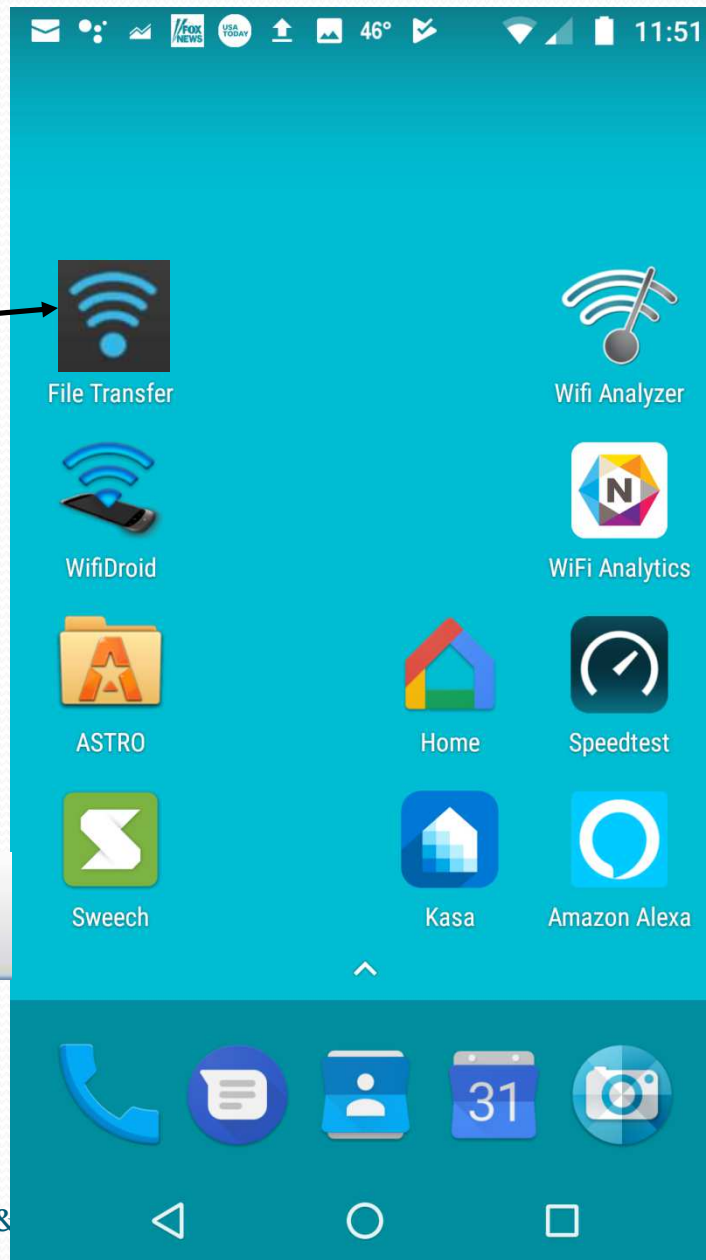


From Your Phone Using Wi-Fi File Transfer

On Your Phone – Tap Wi-Fi File Transfer

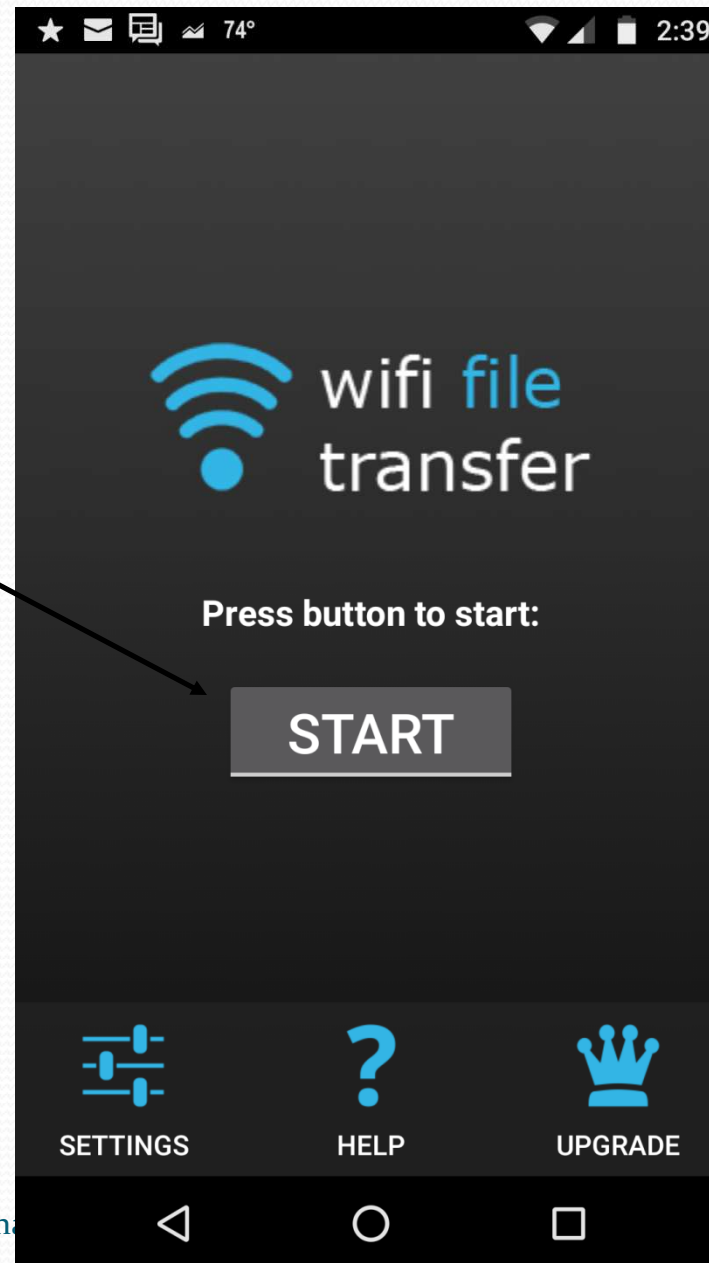
For Android Tap
“Wi-Fi File Transfer”
App

For iOS use the
“Wi-Fi Transfer for iOS”
App



On Your Phone

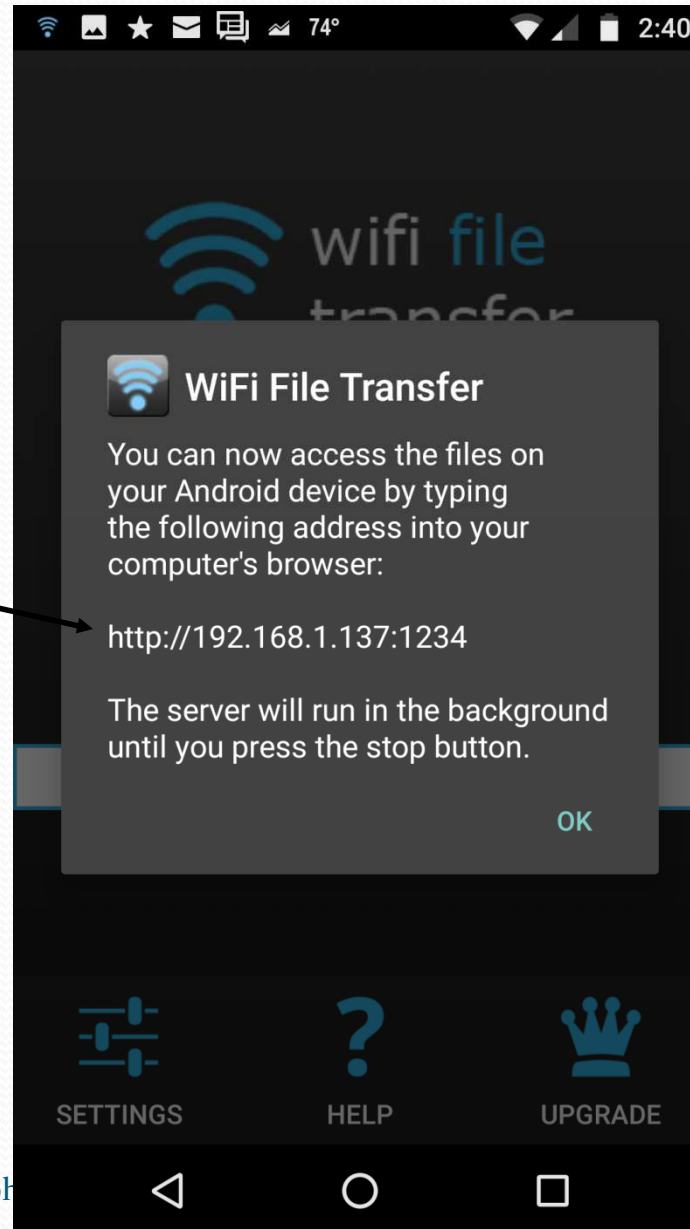
Tap Start



On Your Phone

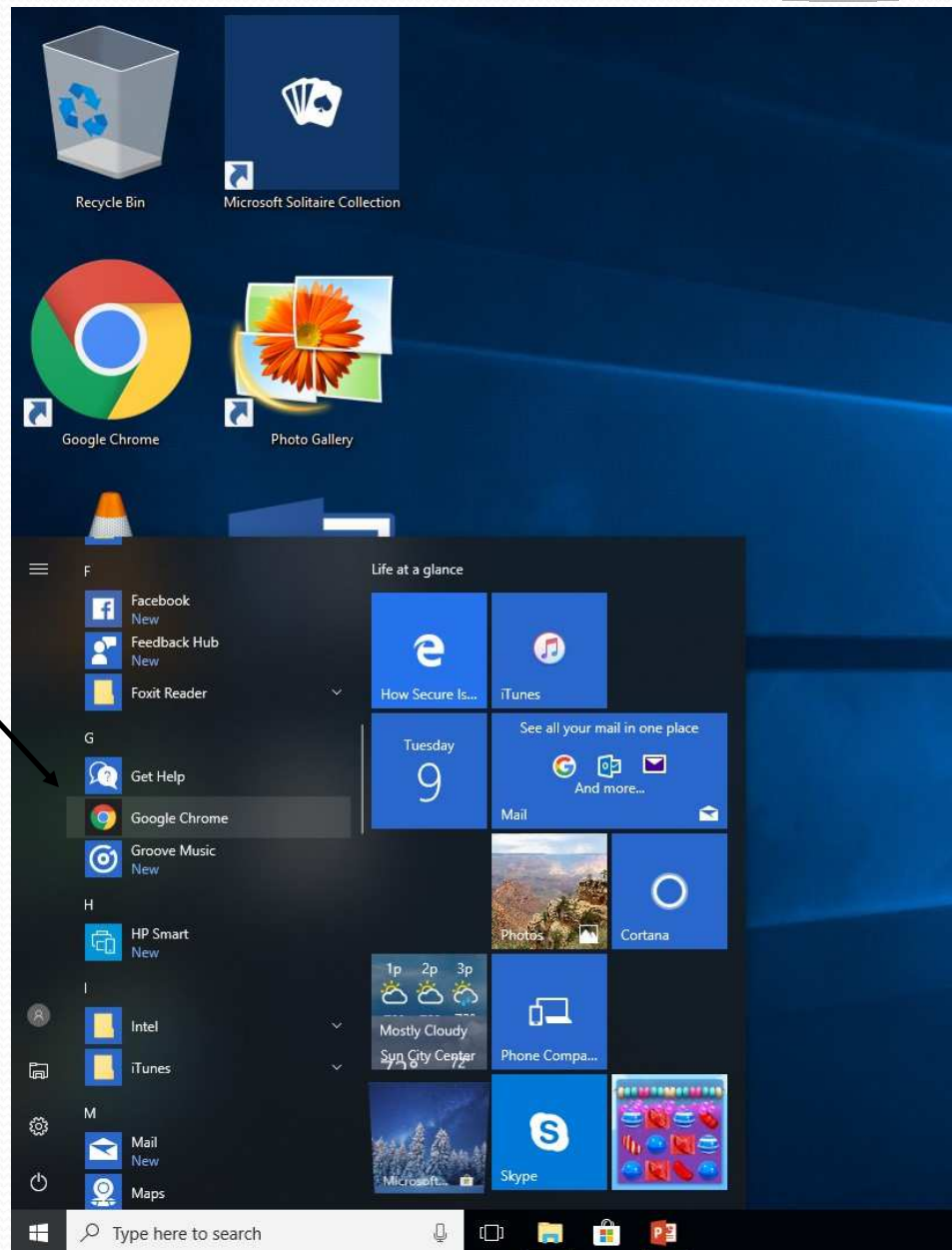
Connection
Has been setup

Note: URL



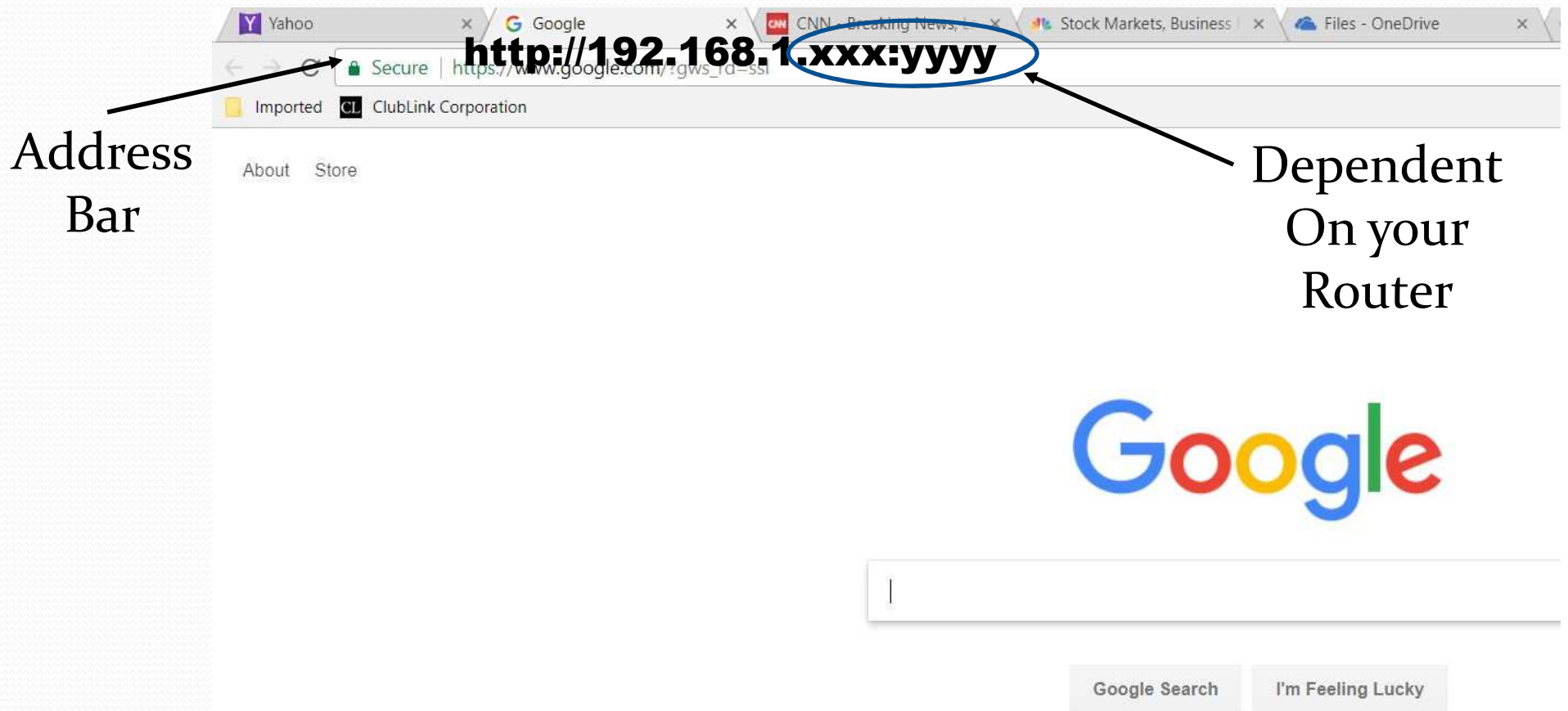
Next, On Your Computer -Start Chrome

Google
Chrome



8/26/2019

Type Complete URL into Address Bar



Select DCIM

URL

192.168.1.117:1234/storage/emulated/0

Imported CL ClubLink Corporation

wifi file transfer Like 9.8K G+

File browser Media gallery

Internal Storage My Photos My Pictures My Music My Videos



Current Directory: /storage/emulated/0/



Name	Last modified	Size	Actions
[Parent Directory]			
.wifidroid	12/01/17 04:47 PM		- download delete rename copy zip
Alarms	02/06/17 08:51 PM		- download delete rename copy zip
alt_autocycle	02/06/17 08:51 PM		- download delete rename copy zip
Android	02/06/17 08:51 PM		- download delete rename copy zip
com.pnc.ecommerce.mobile	02/08/18 02:20 PM		- download delete rename copy zip
data	12/13/17 07:10 AM		- download delete rename copy zip
DCIM	12/19/17 01:30 PM		- download delete rename copy zip
Download	01/03/18 04:43 PM		- download delete rename copy zip

8/26/2019



Then Select Camera






← → ↻ 192.168.1.117:1234/storage/emulated/0/DCIM/?
Imported CL ClubLink Corporation




wifi file transfer  Like 9.8K 

 **File browser**  **Media gallery**






Internal Storage My Photos My Pictures My Music My Videos

 Current Directory: /storage/emulated/0/DCIM/ 

 Download  Delete  Move  Make Zip File  New Directory

Name	Last modified	Size	Actions
 [Parent Directory]			
 .thumbnails	02/02/18 02:43 PM		- download delete rename copy zip
 Camera	02/10/18 06:05 PM		- download delete rename copy zip

Total: 0 B in 0 files / 2 directories

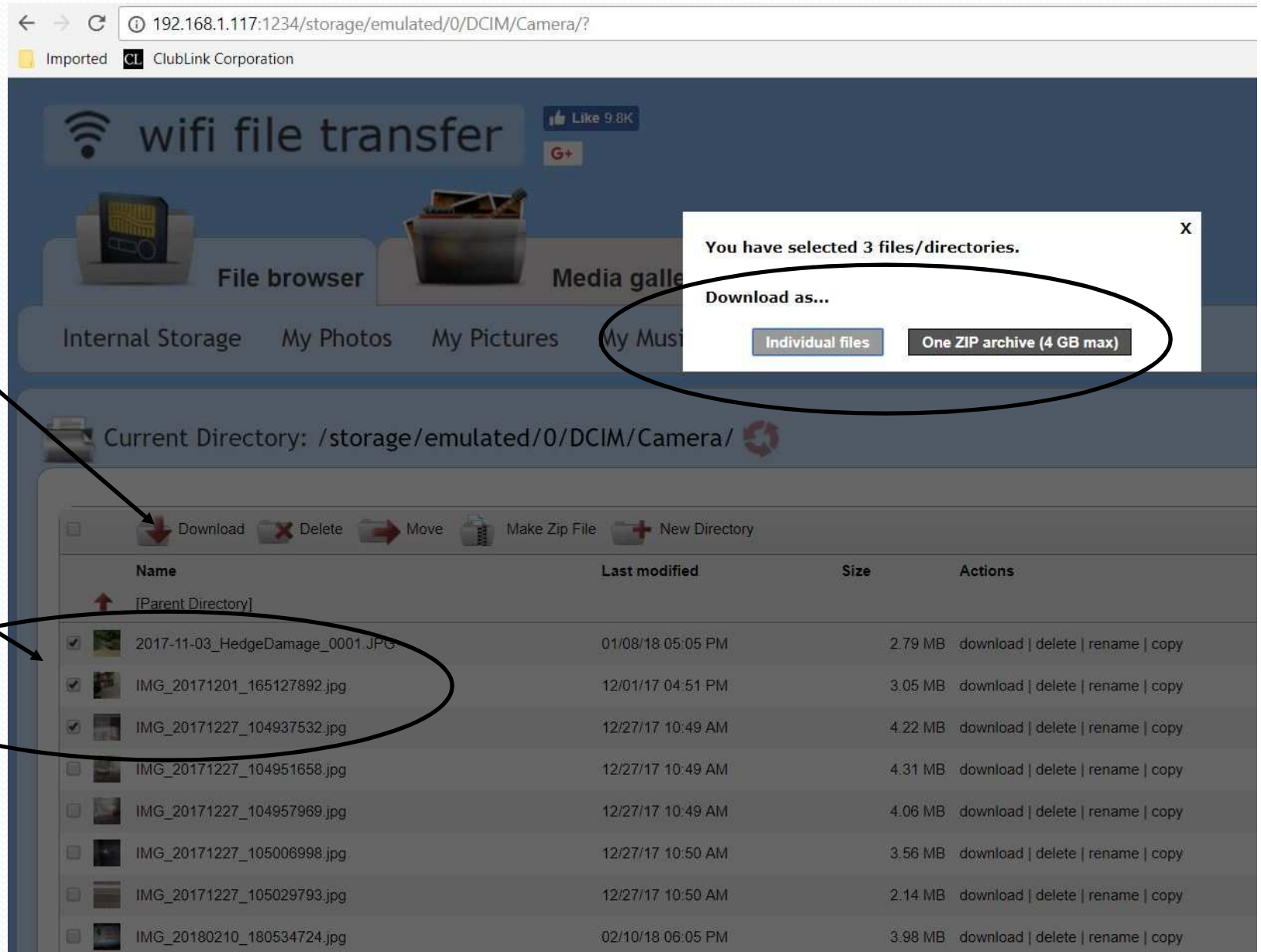
 Download  Delete  Move  Make Zip File  New Directory

8/26/2019

Select Pictures(IMG...)

Tap
Download
Icon

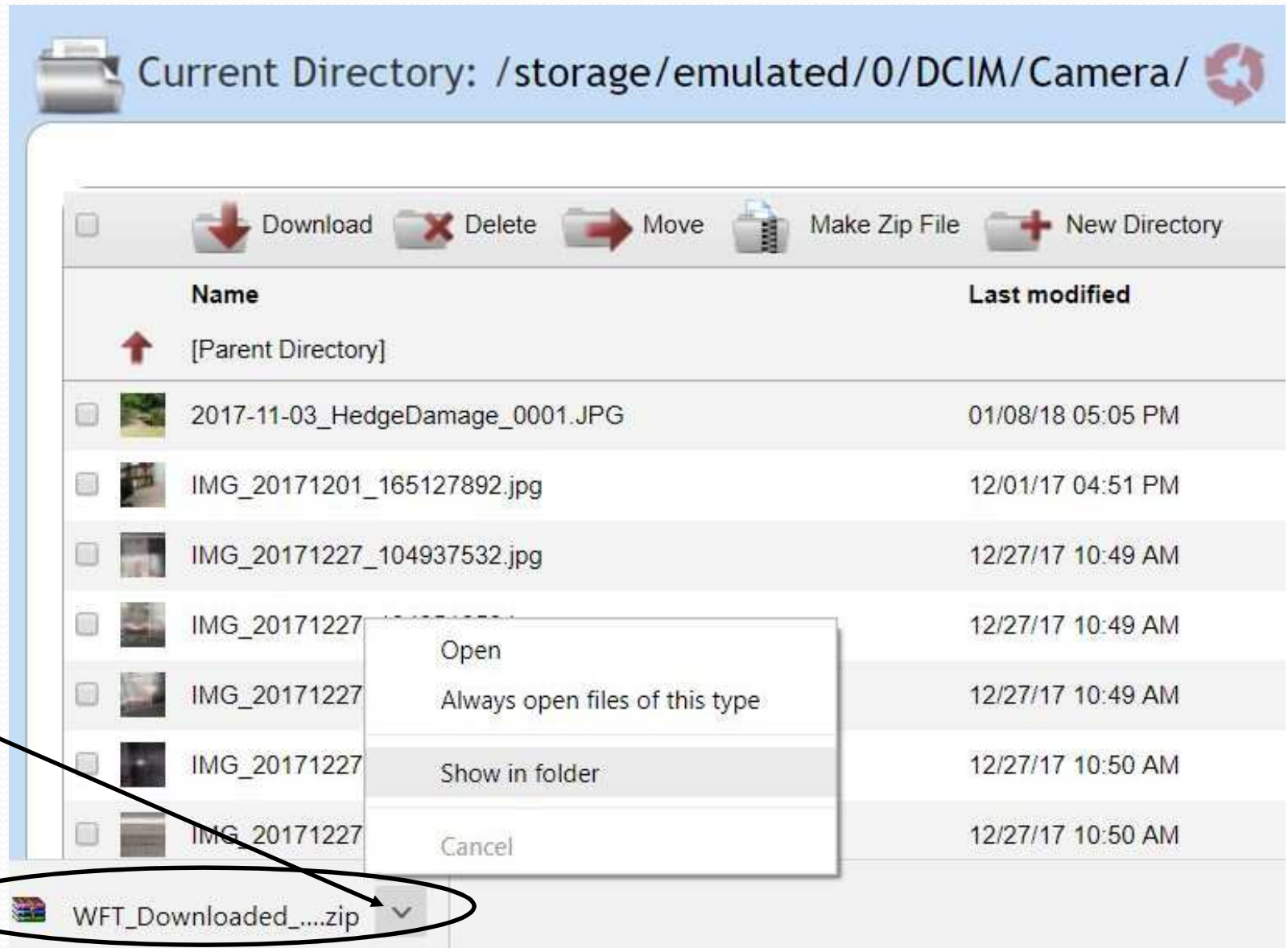
Multiple
Files
Selected



8/26/2019

Finally, Download Pictures to the Downloads Folder

Click for
Show In
folder



Also Use it to Transfer Files To the Phone

File browser Media gallery

Internal Storage My Photos My Pictures My Music My Videos

Current Directory: /storage/emulated/0/Pictures/

Name	Last modified	Size	Actions
[Parent Directory]			
CM_Cloud	12/27/17 10:49 AM		- download delete rename copy zip
Magnifier 30x	07/09/18 01:25 PM		- download delete rename copy zip
Screenshots	09/26/18 01:35 PM		- download delete rename copy zip
12288.jpg	12/02/17 09:17 AM	130 kB	download delete rename copy
PassportMarianneRenewed_20180807_00...	08/07/18 07:45 PM	1.16 MB	download delete rename copy
PassportPhilRenewed_20180807_0001.jpg	08/07/18 07:45 PM	1.24 MB	download delete rename copy
RMFlightInfo-2018-06-08_0001.jpg	08/07/18 07:03 PM	1.05 MB	download delete rename copy
RMFlightInfo-2018-06-08_0002.jpg	08/07/18 07:03 PM	1.24 MB	download delete rename copy
RMJourneyDetails (1).jpg	08/07/18 07:03 PM	566 kB	download delete rename copy
RMJourneyDetails (10).jpg	08/07/18 07:03 PM	780 kB	download delete rename copy
RMJourneyDetails (11).jpg	08/07/18 07:03 PM	280 kB	download delete rename copy

Click to Transfer To Device

Moto G (5) Plus

Space available: 44.58 / 53.71 GB

Battery level: 90%

WiFi SSID: "NetLinksysE2000"

Transfer files to device

Please install the current version of Adobe Flash to use the advanced Flash Uploader.

Download Flash

Choose Files No file chosen

5 MB per file max. Please upgrade to WiFi File Transfer Pro to upload files of any size.

Start upload | Reset

Select folder...

Use it to Put -Pictures in Pictures folder,
-Music in Music folder,
-Documents in Documents folder

Questions ?

