



iPhone International Travel Tips

BY BILL CROWE

How are you planning to use your phone?

- How will you be using your phone?
 - Will you be using voice calling?
 - Will you be using cellular data?
 - Within your network only or roaming?
 - Will you be using your phone it to access the internet Via Wi-Fi?
 - Will you be using to find “Stuff” and to get information about “Stuff”?

Know your phone

- Will your phones cellular features work abroad?
 - There are 2 technologies in the US - CDMA (Code Division Multiple Access) and GSM (Global System for Mobile).
 - In the US Sprint, Verizon, and US Cellular use **CDMA**. **AT&T** and T-Mobile use **GSM**. Most of the rest of the world uses **GSM**.
 - Your phone is set to one or the other technology and older phones can only communicate on one technology.
 - Iphone's 7 and later have both and are set to use one of them when you get the phone.
 - Android's 2016 and later have both and are set to use one of them.
 - The newer phones can be unlocked to use either technology.

10 Things To Consider When Traveling With Your Cell Phone.

1. Know Your Plan and your phone - Will your phone work abroad?
 - Check the cost and the plans available for your phone from your provider if they have one.
 - Check and make sure the plans are temporary and you can cancel when you return.
 - The plans may work in some countries and not others, so check the coverage against your travel plans.
 - An alternative is to get a throw away phone for calling or unlock your phone and buy a preloaded SIM card in the country you are in.
 - Make phone calls via Wi-Fi. (Skype, Duo, Facetime)

10 Things (continued)

2) Turn Off Cellular Data.

- 1) Turn off cellular data.
- 2) Turn off data roaming.
- 3) Shut off automatic downloads of email, app updates, notifications.

3) Consider a Text Package.

1. Purchase a cellular data texting package or do not text on cellular.

4) Get the Right Gadgets.

1. Batteries, phone cases, ear phones, cables, power adapters.

10 Things (continued)

5) Stock Up on Apps.

- 1) Flight notifications.
- 2) Maps applications.
- 3) Language translation applications.
- 4) Destination- guides.
- 5) Gas-finder applications.
- 6) Weather applications.
- 7) Itinerary applications.

6. Download entertainment.

- 1) Movies.
- 2) Music.
- 3) Games (no internet required).

10 Things (continued)

7) Pack the Right Stuff.

- 1) Put in your personal carry-on.
- 2) Have the right type of wall outlet connection.
- 3) List of your passwords.

8) Take Some Important Photos.

- 1) Drivers license.
- 2) Passport.
- 3) Contents of baggage.
- 4) Airport parking spot.
- 5) Hotel room number.
- 6) Email them to yourself.

10 Things (continued)

9) Check Available Storage.

- 1) Check to insure you have enough space for the photos you will not want to miss.
- 2) Transfer photos from your device to free up space.
- 3) Use Dr. Cleaner to free up some space.

10 Things (continued)

10) If Plausible Get a Country-Specific SIM Card

- 1) With an unlocked phone all you need to do is plug in a country or region SIM card and you have a new phone number and new plan.
- 2) Switch back to the original card when you return home and you are now back with your old carrier.
- 3) Only an unlocked GSM phone can accept SIM cards from other service providers for service in Europe.

Applications for traveling

- “Translate” and “Speak and Translate”.
- Flight Stats – check the status of flights you are taking.
- Findmycar – find your car when parked in strange or large parking area.
- Uber – get a ride.
- AroundMe – what are the things around me (US).

Applications for traveling

- Waze – (US) travel group sourced GPS guide.
- Currency – what is the value of your money where you are.
- Hotwire – last minute hotel booking.
- Google trips - *Google Trips* makes exploring the world easier by organizing your essential info in one place and making it available even offline. Get activity suggestions based on what's nearby, customizable, day plans and more.

European Travel Applications

- Foursquare - a sleeker version of Yelp
- TripAdvisor - makes it super easy to use to find, save, and rate things like attractions, shops, and restaurants, and most of the popular places have thousands of reviews from travelers from around the world.
- Use-It - provides insights from young local residents about what to see and do. Use-It can be used offline. So when you're connected to Wi-Fi, just download the city you're in, and you'll have a map with suggestions you can access on your device even without data connectivity.
- Hostel World and Airbnb - are helpful for finding last minute lodging.
- Uber - remains one of the best options for transportation if you're in a foreign city.









Summary

1. Know Your Plan (and Your Phone) Will your phone work abroad (GSM or CDMA).
2. Turn Off Cellular Data
3. Consider a Text Package
4. Get the Right Gadgets
5. Stock Up on Apps
6. Download entertainment
7. Pack the Right Stuff
8. Take Some Important Photos
9. Check Available Storage
10. Get a Country-Specific SIM Card









The background is a deep blue gradient. On the left side, there is a faint, light blue grid pattern. On the right side, there are several concentric, curved lines that create a sense of depth and movement, resembling a tunnel or a stylized eye.

Questions?








Applications

-  Kayak (Android, iOS: Free)
-  Roadtrippers (Android, iOS: Free)
-  Hotwire (Android, iOS: Free)**
-  Hotel Tonight: (IOS and Android, free)
-  Airbnb (Android, iOS: Free)**
-  TripAdvisor (Android, iOS: Free) **
-  Google Flights (Free Web App only on computers) **
-  TripIt (Android, iOS: Free)

Applications

-  Google Trips (Android, iOS: Free) **
-  PackPoint (Android, iOS: Free)
-  Google Translate (Android, iOS: Free) **
-  Speak & Translate – (Android and iOS) **
-  Aroundme (IOS and Android, free)**
-  Flightradar24 (IOS and Android, free) **
-  Uber (Android, iOS: Free) **
-  Citymapper (Android, iOS: Free)

Applications

-  Rome2rio: (IOS and Android, free)
-  Waze (Android, iOS) **
-  GasBuddy (Android, iOS: Free) **
-  AccuWeather (Android, iOS: Free)
-  XE Currency (Android, iOS: Free) **
-  Night Sky (IOS and Android, free, with paid upgrade)
-  Use-IT(IOS and Android, free) **



Questions?